













Register based employment

	Dec			Average Jan - Dec		
	2023	2024	Change	2022-23	2023-24	Change
Tourism industries in Iceland	29,552	29,197	 -1%	31,419	31,499	 0%
Air transport	4,653	4,248	 -9%	4,728	4,756	 1%
Accommodation	6,225	6,363	 2%	7,194	7,119	 -1%
Food and beverage serv. act.	10,869	10,780	 -1%	11,377	11,172	 -2%
Travel agency, tour op. and other reserv. service and related act.	3,046	3,267	 7%	3,259	3,716	 14%
Other sectors	4,759	4,539	 -5%	4,860	4,734	 -3%

*Data source: Iceland's Revenue and Customs tax-register.
Metadata