

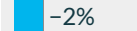



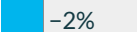

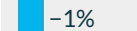





Register based employment

	June			Average July - June		
	2024	2025	Change	2023-24	2024-25	Change
Tourism industries in Iceland	34,056	34,168	 0%	31,660	31,462	 -1%
Air transport	5,108	5,020	 -2%	4,865	4,648	 -4%
Accommodation	8,010	8,270	 3%	7,134	7,176	 1%
Food and beverage serv. act.	11,697	11,406	 -2%	11,233	11,122	 -1%
Travel agency, tour op. and other reserv. service and related act.	4,249	4,186	 -1%	3,543	3,703	 5%
Other sectors	4,992	5,286	 6%	4,883	4,811	 -1%

*Data source: Iceland's Revenue and Customs tax-register.
Metadata