














Fish catch in May 2026

Tonnes

| | May | | | June - May | | |
|----------------------|---------------|---------------|--|----------------|------------------|--------|
| | 2025 | 2026 | Change | 2024-2025 | 2025-2026 | Change |
| Total catch | 68,124 | 61,821 |  -9% | 958,189 | 1,119,378 | 17% |
| Demersal catch | 42,024 | 39,688 |  -6% | 425,964 | 399,375 | -6% |
| Cod | 21,715 | 20,112 |  -7% | 221,531 | 206,789 | -7% |
| Haddock | 6,479 | 8,299 |  28% | 84,586 | 85,881 | 2% |
| Saithe | 4,648 | 3,756 |  -19% | 36,692 | 35,250 | -4% |
| Redfish | 4,065 | 2,989 |  -26% | 44,618 | 39,687 | -11% |
| Other demersal catch | 5,118 | 4,532 |  -11% | 38,537 | 31,768 | -18% |
| Flatfish | 3,475 | 2,594 |  -25% | 21,969 | 19,953 | -9% |
| Pelagic catch | 22,232 | 18,754 |  -16% | 506,840 | 695,621 | 37% |
| Herring | 0 | 0 | - | 144,938 | 170,453 | 18% |
| Capelin | 0 | 0 | - | 5,551 | 151,841 | |
| Blue whiting | 22,223 | 18,750 |  -12% | 266,931 | 243,717 | -9% |
| Mackerel | 9 | 4 |  -59% | 89,419 | 129,621 | 45% |
| Other pelagic catch | 0 | 0 | - | 1 | 0 | - |
| Shellfish | 392 | 785 |  100% | 3,349 | 4,296 | 28% |
| Other species | 1 | 1 |  -28% | 66 | 133 | 101% |