
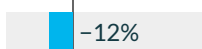


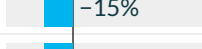



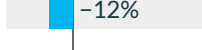
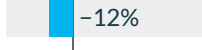
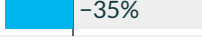



# Fish catch in April 2026

Tonnes

	April			May - April		
	2025	2026	Change	2024-2025	2025-2026	Change
<b>Total catch</b>	<b>139,584</b>	<b>123,138</b>	 -12%	<b>977,617</b>	<b>1,125,686</b>	15%
Demersal catch	42,323	37,186	 -12%	429,128	401,713	-6%
Cod	18,589	15,603	 -16%	222,017	208,394	-6%
Haddock	8,127	9,117	 12%	86,176	84,061	-2%
Saithe	3,835	3,244	 -15%	37,278	36,142	-3%
Redfish	4,965	4,218	 -15%	44,735	40,762	-9%
Other demersal catch	6,808	5,003	 -27%	38,923	32,354	-17%
Flatfish	1,416	1,618	 14%	22,706	20,834	-8%
Pelagic catch	95,474	83,705	 -12%	522,453	699,102	34%
Herring	0	0	-	144,938	170,453	18%
Capelin	0	0	-	5,551	151,841	
Blue whiting	95,440	83,682	 -12%	282,519	247,193	-13%
Mackerel	34	23	 -35%	89,444	129,621	45%
Other pelagic catch	0	0	-	1	0	-
Shellfish	370	624	 69%	3,263	3,903	20%
Other species	0	6	-	66	133	101%