
























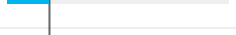


Fiskafli í ágúst 2025

Tonn

	Ágúst			Sept. - ágúst		
	2024	2025	Breyting	2023-24	2024-25	Breyting
Heildarafli	80.526	106.150	 32%	1.021.360	1.005.706	 -2%
Botnfiskafli	32.151	30.021	 -7%	419.659	425.570	 1%
Porskur	13.548	13.476	 -1%	222.520	223.216	 0%
Ýsa	6.924	7.121	 3%	82.923	84.155	 1%
Ufsi	3.869	3.776	 -2%	40.571	37.043	 -9%
Karfi	5.378	3.986	 -26%	40.227	43.942	 9%
Annar botnfiskafli	2.433	1.663	 -32%	33.417	37.214	 11%
Flatfiskafli	2.383	1.932	 -19%	22.581	21.922	 -3%
Uppsjávarafli	45.576	73.658	 62%	574.646	554.672	 -3%
Síld	2.892	4.606	 59%	173.911	148.750	 -14%
Loðna	-	-	-	0	4.767	-
Kolmurni	883	6.946	-	311.220	274.306	 -12%
Makríll	41.801	62.106	 49%	89.510	126.848	 42%
Annar uppsjávarfiskur	-	-	-	5	1	-
Skel-og krabbadýraafli	415	507	 22%	4.425	3.444	 -22%
Annar afli	-	31	-	50	98	 94%