





Traffic on ring road

	January			Timeseries	February - January		
	2024	2025	Change	Feb 24 — Jan 25	2023-24	2024-25	Change
East Iceland	1,075	1,107	<div><div></div>3%</div>		29,068	28,972	<div><div></div>-0%</div>
North Iceland	4,699	4,732	<div><div></div>1%</div>		111,743	112,152	<div><div></div>0%</div>
South Iceland	10,967	11,392	<div><div></div>4%</div>		200,811	211,318	<div><div></div>5%</div>
West Iceland	9,705	10,289	<div><div></div>6%</div>		189,318	190,439	<div><div></div>1%</div>

According to numbers from 14 counters on the ring road from Icelandic Road Administration. Monthly numbers show the average count each month. 12 month rolling period specifies the total count during the period. Data is used from 14 counters located on the ring road.