

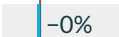



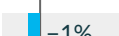







# Register based employment

	May			Average Jun - May		
	2024	2025	Change	2023-24	2024-25	Change
Tourism industries in Iceland	32,136	32,365	 1%	31,706	31,437	 -1%
Air transport	4,855	4,844	 -0%	4,876	4,655	 -5%
Accommodation	7,273	7,421	 2%	7,165	7,149	 -0%
Food and beverage serv. act.	11,546	11,421	 -1%	11,256	11,141	 -1%
Travel agency, tour op. and other reserv. service and related act.	3,749	3,619	 -3%	3,499	3,704	 6%
Other sectors	4,713	5,060	 7%	4,908	4,787	 -2%

\*Data source: Iceland's Revenue and Customs tax-register.

Metadata