


























# Fiskafli í janúar 2026

Tonn

|                        | Janúar        |               |   | Febrúar - janúar |                  |  |
|------------------------|---------------|---------------|---|------------------|------------------|--|
|                        | 2025          | 2026          | Breyting  | 2024-25          | 2025-26          | Breyting   |
| <b>Heildarafli</b>     | <b>78.630</b> | <b>74.945</b> |  -5%   | <b>984.616</b>   | <b>1.028.480</b> |  4%   |
| Botnfiskafli           | 34.659        | 30.700        |  -11%  | 422.477          | 412.978          |  -2%  |
| Þorskur                | 19.026        | 18.656        |  -2%   | 221.517          | 216.312          |  -4%  |
| Ýsa                    | 7.298         | 5.347         |  -27%  | 85.201           | 80.630           |  -5%  |
| Ufsi                   | 2.117         | 1.896         |  -10%  | 37.570           | 38.778           |  3%   |
| Karfi                  | 3.530         | 2.750         |  -22%  | 41.991           | 41.044           |  -2%  |
| Annar botnfiskafli     | 2.687         | 2.050         |  -24%  | 36.198           | 36.214           |  0%   |
| Flatfiskafli           | 1.328         | 971           |  -27%  | 24.008           | 19.886           |  -17% |
| Uppsjávarafli          | 42.560        | 43.145        |  1%    | 534.405          | 591.709          |  11%  |
| Síld                   | 7.741         | 7.910         |  2%    | 141.102          | 174.117          |  23%  |
| Loðna                  | 0             | 906           | -   | 0                | 5.673            | -  |
| Kolmunn                | 34.819        | 34.329        |  -1%   | 303.688          | 282.297          |  -7%  |
| Makríll                | 0             | 0             | -   | 89.613           | 129.621          |  45%  |
| Annar uppsjávarfiskur  | 0             | 0             | -   | 2                | 1                | -  |
| Skel-og krabbadýraafli | 74            | 128           |  72% | 3.662            | 3.778            |  3% |
| Annar afli             | 9             | 1             | -   | 64               | 129              | -  |