

















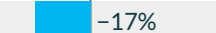









The value of exports and imports for 12 months period

ISK billion at current exchange rate

	March			April-March		
	2024	2025	Change	2023-24	2024-25	Change
Exports fob, total	64.3	79.6		915.4	987.6	
Marine products	23.2	28.6		345.8	349.0	
Agricultural products	0.9	0.9		8.5	8.6	
Farmed fish	3.2	3.2		46.8	55.1	
Manufacturing products	35.3	45.6		483.9	540.6	
Other products	1.7	1.3		30.4	34.2	
Imports cif, total	93.4	118.2		1,287.7	1,418.2	
Food and veberages	9.3	9.9		117.9	119.9	
Industrial supplies n.e.s.	26.8	36.9		334.9	384.3	
Fules and lubricants	9.1	7.6		165.8	150.6	
Capital goods (except transport)	24.4	34.0		312.5	406.6	
Transport equipment	10.9	13.6		185.2	175.2	
Consumer goods n.e.s.	12.8	16.2		170.8	180.8	
Goods n.e.s.	0.0	0.0	.	0.6	0.6	.
Balance of trade	-29.1	-38.6	.	-372.3	-430.6	.