
















Results of agricultural operations 2022-2024

Million ISK at current prices

	2022	2023	Estimated 2024	Change between 2023 and 2024	
Value of crop products	22.483	23.753	23.595		-0,7%
thereof subsidies	1.500	1.417	1.439		1,5%
Value of animal husbandry products	52.246	58.316	61.575		5,6%
thereof subsidies	13.913	15.039	14.695		-2,3%
Income from agricultural services	480	576	617		7,3%
Income from inseparable non- agricultural secondary activities	6.759	6.976	7.402		6,1%
Total output value	81.968	89.621	93.190		4,0%
Intermediate consumption	54.115	59.321	60.990		2,8%
Gross value added	27.853	30.300	32.200		6,3%
Fixed capital consumption	9.536	10.702	11.145		4,1%
Net value added	18.316	19.598	21.055		7,4%
Other subsidies on production	345	390	395		1,3%
Factor income	18.662	19.988	21.450		7,3%
Compensation of employees	7.986	8.880	9.785		10,2%
Operating surplus/mixed income	10.676	11.108	11.665		5,0%
Rents and other real estate charges to be paid	176	172	-	-	
Interest paid	6.133	7.698	-	-	
Interest received	238	389	-	-	
Entrepreneurial income	4.605	3.626	-	-	