





Traffic on ring road

	April			Timeseries		May - April		
	2024	2025	Change	May 24 – Apr 25		2023-24	2024-25	Change
East Iceland	1,866	2,204	18%			29,177	29,259	0%
North Iceland	7,366	9,150	24%			111,252	114,304	3%
South Iceland	16,506	17,415	6%			206,083	210,339	2%
West Iceland	14,655	16,412	12%			189,974	192,186	1%

According to numbers from 14 counters on the ring road from Icelandic Road Administration. Monthly numbers show the average count each month. 12 month rolling period specifies the total count during the period. Data is used from 14 counters located on the ring road.