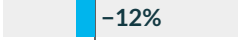















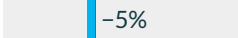











The value of exports and imports for 12 months period

ISK billion at current exchange rate

	July			August-July		
	2024	2025	Change	2023-24	2024-25	Change
Exports fob, total	82.2	72.4		941.2	971.1	
Marine products	28.6	27.5		351.0	351.2	
Agricultural products	0.4	0.8		8.3	9.2	
Farmed fish	2.0	3.0		50.3	56.7	
Manufacturing products	49.4	40.5		495.1	526.7	
Other products	1.7	0.7		36.5	27.3	
Imports cif, total	116.3	116.6		1,309.2	1,454.5	
Food and veberages	11.6	11.1		118.9	121.2	
Industrial supplies n.e.s.	33.5	31.8		344.5	385.8	
Fules and lubricants	13.1	11.3		166.8	135.5	
Capital goods (except transport)	25.7	32.8		325.2	455.4	
Transport equipment	16.4	13.8		179.0	171.6	
Consumer goods n.e.s.	15.9	15.8		174.0	183.3	
Goods n.e.s.	0.0	0.0	.	0.6	1.8	.
Balance of trade	-34.1	-44.2	.	-368.0	-483.5	.