




# Rental cars

	August			Timeseries	Avg September - August		
	2024	2025	Change	Sep 2024 – Aug 2025	2023-24	2024-25	Change
Total cars	32,054	32,430	1%		30,593	30,198	-1%
Active cars	31,472	31,741	1%		28,159	28,374	1%
Inactive cars	582	689	18%		2,433	1,824	-25%

Data source: the Icelandic transport authority. Number of rental cars shown from active status first weekday of each month.