





Traffic on ring road

	June			Timeseries	July - June		
	2024	2025	Change	Jul 24 – Jun 25	2023-24	2024-25	Change
East Iceland	2,683	2,721	<div><div></div>1%</div>		29,133	29,298	<div><div></div>1%</div>
North Iceland	10,294	10,518	<div><div></div>2%</div>		111,492	114,528	<div><div></div>3%</div>
South Iceland	18,465	19,007	<div><div></div>3%</div>		206,958	210,881	<div><div></div>2%</div>
West Iceland	17,076	17,798	<div><div></div>4%</div>		190,641	192,908	<div><div></div>1%</div>

According to numbers from 14 counters on the ring road from Icelandic Road Administration. Monthly numbers show the average count each month. 12 month rolling period specifies the total count during the period. Data is used from 14 counters located on the ring road.