



























The value of exports and imports for 12 months period

ISK billion at current exchange rate

	November			December-November		
	2024	2025	Change	2023-24	2024-25	Change
Exports fob, total	81.3	71.1		918.9	932.6	
Marine products	27.6	27.4		339.3	357.1	
Agricultural products	1.0	1.3		8.2	9.0	
Farmed fish	6.0	5.0		51.5	52.9	
Manufacturing products	44.1	36.4		483.3	490.4	
Other products	2.5	1.1		36.5	23.3	
Imports cif, total	118.9	102.5		1,326.9	1,420.3	
Food and veberages	9.5	10.2		119.2	123.4	
Industrial supplies n.e.s.	26.9	27.9		361.2	372.6	
Fules and lubricants	12.6	7.8		159.7	121.5	
Capital goods (except transport)	38.0	20.4		333.1	455.2	
Transport equipment	15.0	18.8		175.6	161.3	
Consumer goods n.e.s.	16.8	17.5		177.4	184.6	
Goods n.e.s.	0.1	0.0	.	0.6	1.7	.
Balance of trade	-37.6	-31.4	.	-408.0	-487.8	.